

Out On a Limb Mfg. LLC.

5710 North Highway 81

Enid, OK 73703

580-541-3794

Out On a Limb Manufacturing

SHIKAR STICK

Instruction Manual



OUT ON A LIMB MFG MODEL – SHIKAR STICK

IMPORTANT!

MODEL NUMBER

SHIKAR STICK

MAXIMUM WEIGHT
CAPACITY

300 LBS (136 KG)

USER AND EQUIPMENT

THANK YOU FOR YOUR PURCHASE OF THIS QUALITY **OUT ON A LIMB MFG LLC** TREESTAND OR CLIMBING AID PRODUCT! TO ENSURE YOUR PERSONAL SAFETY, PLEASE TAKE A MOMENT TO CAREFULLY READ THIS PRODUCT INSTRUCTION MANUAL IN ITS ENTIRETY BEFORE ATTEMPTING TO SET-UP, INSTALL AND/OR OTHERWISE USE THIS **OUT ON A LIMB MFG LLC** TREESTAND OR CLIMBING AID PRODUCT. FAILURE TO DO SO COULD RESULT IN SERIOUS PERSONAL INJURY OR DEATH! THIS **OUT ON A LIMB MFG LLC** PRODUCT HAS BEEN DESIGNED, ENGINEERED AND MANUFACTURED TO PROVIDE YOU WITH YEARS OF TROUBLE-FREE SERVICE.



ATTENTION!!
WHEN YOU SEE A WARNING BE SURE TO HEED THE MESSAGE!
THE INFORMATION CONTAINED IN THESE MESSAGES CAN SAVE YOUR LIFE!!



IMPORTANT SAFETY INFORMATION



WARNING!
THIS PRODUCT CARRIES A STRICT WEIGHT LIMIT.
DO NOT USE THIS PRODUCT IF YOU EXCEED THIS TOTAL WEIGHT LIMIT.
PLEASE NOTE THIS WEIGHT LIMIT INCLUDES THE USER AND EQUIPMENT.

FAILURE TO FOLLOW THESE INSTRUCTIONS MAY RESULT IN SERIOUS INJURY OR DEATH!



WARNING! You must read, understand, and follow ALL safety warnings and instructions prior to each use. Additionally, you must test and practice with product at ground level prior to using it at heights above ground level. Failure to follow these instructions will result in serious injury or death!



The minimum tree diameter for proper use is 9" and the maximum tree diameter shall not exceed 36"



Never use a treestand or climbing aid while using drugs (even prescription drugs) or alcohol.



Never use a treestand or climbing aid while feeling ill, nauseous or dizzy, or if you have a prior medical condition that could cause a problem, that is, heart condition, joints that lock-up, spinal fusions, etc., or if you are not well rested.



WARNING! Prior to each hunt, make certain you have a signaling device (e.g., mobile phone, cell phone, radio, whistle, signal flare, Personal Locator Device [PLD], etc.) in your possession and on your person in an operable condition. This device must be within easy access should you experience the need to contact emergency assistance. Failure to follow these instructions may result in serious injury or death!

WARNING! FALLS FROM A TREESTAND CAN OCCUR ANYTIME AFTER LEAVING THE GROUND. THESE FALLS RESULT IN EITHER SERIOUS INJURY OR DEATH! FOR YOUR PERSONAL SAFETY,



PLEASE TAKE A MOMENT TO CAREFULLY READ THIS PRODUCT INSTRUCTION MANUAL IN ITS ENTIRETY BEFORE ATTEMPTING TO ASSEMBLE, SET-UP, INSTALL AND/OR OTHERWISE USE THIS **OUT ON A LIMB MFG LLC PRODUCT**.

AT LEAST ANNUALLY, REVIEW THE CONTENTS OF THIS INSTRUCTION MANUAL. ADDITIONALLY, KEEP THESE INSTRUCTIONS FOR THE ENTIRE DURATION YOU OWN THIS PRODUCT(S). FAILURE TO FOLLOW THESE INSTRUCTIONS MAY RESULT IN SERIOUS INJURY OR DEATH!



ATTENTION!!
WHEN YOU SEE A WARNING BE SURE TO HEED THE MESSAGE!
THE INFORMATION CONTAINED IN THESE MESSAGES CAN SAVE YOUR LIFE!!



SAFETY INFORMATION CONTINUED



WARNING! THE SAFE USE AND OPERATION OF THIS PRODUCT(S) IS THE SOLE RESPONSIBILITY OF THE USER. IT IS ALSO THE SOLE RESPONSIBILITY OF THE OWNER TO PROVIDE ANY PERSON(S) WHO BORROW OR PURCHASE THIS PRODUCT WITH THESE INSTRUCTIONS.

FAILURE TO FOLLOW THESE INSTRUCTIONS MAY RESULT IN SERIOUS INJURY OR DEATH! ADDITIONALLY, FAILURE TO FOLLOW THESE INSTRUCTIONS MAY SUBJECT YOU TO PERSONAL LIABILITY PENALTIES AS DETERMINED BY THE U.S. JUDICIAL SYSTEM.

WARNING! Failure to read and strictly comply with the instructions contained in this Instruction Manual may result in serious injury or death! PLEASE NOTE THAT "WARNING!" statements have been placed throughout this Instruction Manual. These statements point out important safety information and instructions, which, if not followed, could endanger the personal safety and/or property of the operator. It is imperative that the operator of this product, or any other **OUT ON A LIMB MFG LLC TREESTAND MANUFACTURED PRODUCTS** read and understand all the instructions and warnings contained in this Instruction Manual prior to attempting to use this product and to also review annually.

Failure to comply with these instructions and/or warnings may result in serious injury or death!



Never jump or bounce on a treestand or climbing aid to seat it to the tree



Never use a treestand or climbing aid on a dead, leaning, diseased or loose barked tree, or a utility pole.



WARNING! Thoroughly inspect this or any other **OUT ON A LIMB MFG LLC PRODUCTS** prior to each use for signs of wear, rot, corrosion, cracks, deterioration and/or any other type of defect. **DO NOT** expose this product to extended exposure to direct sunlight, excessive heat or freezing temperatures. Do not use this or any other **OUT ON A LIMB MFG LLC PRODUCTS** if they show evidence of wear, rot, corrosion, cracks, deterioration and/or any other type of defect. Failure to follow these instructions may result in serious injury or death!



ATTENTION!!
WHEN YOU SEE A WARNING BE SURE TO HEED THE MESSAGE!
THE INFORMATION CONTAINED IN THESE MESSAGES CAN SAVE YOUR LIFE!!



SAFETY INFORMATION CONTINUED

WARNING!

Do not remove, modify and/or omit any portion or otherwise mechanically modify this **OUT ON A LIMB MFG LLC** PRODUCTS, or its assemblies in any manner. Modification, additions, misuse and/or part substitution shall immediately void your factory warranty and may result serious injury or death! If you suspect a part(s) is missing and/or defective, immediately contact **OUT ON A LIMB MFG LLC** at (580) 541-3794 for replacement of missing or defective parts. Never modify your stand or climbing aid in any way by making repairs, or altering, adding or attaching anything to it except if explicitly authorized in writing by **OUT ON A LIMB MFG LLC**.



ALWAYS USE GENUINE FACTORY AUTHORIZED **OUT ON A LIMB MFG LLC** TREESTAND OR CLIMBING AID REPLACEMENT PARTS. USE OF ANY REPLACEMENT PARTS OTHER THAN **OUT ON A LIMB MFG LLC** TREESTANDS OR CLIMBING AID PARTS VOIDS YOUR WARRANTY AND RELIEVES **OUT ON A LIMB MFG LLC** OF ANY RESULTANT LIABILITIES AND MAY RESULT IN SERIOUS INJURY OR DEATH!



The use of a lineman's/climbing belt is required when installing a hang-on treestand or climbing aid to stabilize the user with the tree



WARNING! This **OUT ON A LIMB MFG LLC** treestand or climbing aid product is designed for adult use only. No one under the age of 16 should attempt to use this or any other **OUT ON A LIMB MFG LLC TREESTAND OR CLIMBING AID PRODUCT** without direct adult supervision. Replace all hardware/cables/nuts/bolts/clips on your tree stand or climbing aid every two (2) years or sooner if inspection finds it necessary. Use only **OUT ON A LIMB MFG LLC** replacement straps and parts. Use of any other straps or parts, which are not genuine **OUT ON A LIMB MFG LLC TREESTAND OR CLIMBING AID** straps and parts, will be viewed as a modification to the product. Any modification will void the warranties and relieve **OUT ON A LIMB MFG LLC** from all liabilities. Failure to follow these instructions may result in serious injury or death!



WARNING! Prior to attempting to use this or any other **OUT ON A LIMB MFG LLC TREESTAND OR CLIMBING AID PRODUCTS**, you must take a moment and become familiar with its assembly, setup and installation. You must practice installing, setting-up and using this product (s) at ground level prior to attempting to use it at heights above ground-level. Once you have become thoroughly knowledgeable and comfortable with this **OUT ON A LIMB MFG LLC TREESTAND OR CLIMBING AID PRODUCT** set-up, installation and use at ground-level, you are now ready to use it at heights about ground-level. Failure to follow these instructions may result in serious injury and death!



ATTENTION!!

WHEN YOU SEE A WARNING BE SURE TO HEED THE MESSAGE!

THE INFORMATION CONTAINED IN THESE MESSAGES CAN SAVE YOUR LIFE!!



SAFETY INFORMATION CONTINUED



WARNING! ALWAYS inspect/check ALL expiration dates/tags on all straps and the full-body fall arrest harness prior to each use. You must replace ALL straps (ratchet, cinch, button, stabilizing straps/ropes, etc.) and suspension seats EVERY year. Never use any strap (s) or full-body fall arrest harness that has expired or is showing any damage or wear. Replace all hardware/cables/nuts/bolts/clips on your tree stand or climbing aid every (2) years or sooner if inspection finds it necessary. Use only **OUT ON A LIMB MFG LLC PRODUCT** replacement straps and parts. Any other straps or parts will be viewed as a modification to the product. Any modification will void the warranties and relieve **OUT ON A LIMB MFG LLC** from all liabilities. Failure to follow these instructions may result in serious injury and death!



WARNING! When hunting from a treestand or using a climbing aid, falls can occur any time after leaving the ground causing injury or death. Always wear your **OUT ON A LIMB MFG LLC** full-body fall arrest system comprising a full-body fall arrest harness at all times after leaving the ground. You must stay connected at all times after leaving the ground. Single safety belts and chest harnesses are no longer allowed and should never be used as they put the user at serious risk of injury or death. If you are not wearing your full-body fall arrest harness properly attached to the tree that is protecting you from a fall, do not leave the ground. Failure to follow these instructions may result in serious injury or death!



WARNING! Never rely on a tree branch for support while climbing. Failure to follow these instructions may result in serious injury or death!



WARNING! You must always inform someone of your hunting location, where the treestand will be located and the expected duration of the hunt. Failure to follow these instructions may result in serious injury or death!



WARNING! Inspect all safety devices each time before each use. DO NOT use these devices if it (they) shows signs of wear, damage, deterioration, or vandalism. Factors such as tree growth, vandals, weather and animals may affect the performance of an unattended tree stand. Do not store these devices outdoors when not in use. Failure to follow these instructions may result in serious injury or death!



WARNING! Practice the use your full-body fall arrest harness at ground level in the presence of a responsible adult to experience the feeling of hanging suspended before using it in a hunting environment. Failure to follow these instructions may result in serious injury or death



WARNING! The length of the full-body fall arrest lanyard must be minimized at all times. It should be adjusted so it is above the head with no slack (snug) in the sitting position and you should have the minimum amount of slack possible when climbing. Failure to follow these instructions may result in serious injury or



WARNING! If you have a limiting physical and/or health condition that precludes and/or renders you incapable of self-recovery and/or a suitable escape plan is not available, DO NOT hunt from heights above ground level. Failure to follow these instructions may result in serious injury or death!

SAFETY INFORMATION CONTINUED





ATTENTION!!

WHEN YOU SEE A WARNING BE SURE TO HEED THE MESSAGE!

THE INFORMATION CONTAINED IN THESE MESSAGES CAN SAVE YOUR LIFE!!



 **WARNING!** Failure to follow harness instructions could result in not being able to return to the stand and being suspended in a harness after a fall. If your hunting location is unknown by anyone and communication efforts are unsuccessful, you must have a personal plan for self-recovery/escape should you experience a fall. Prolonged suspension in a harness can be fatal. It is important to exercise the legs by pushing against the tree or doing other forms of continuous leg exercises to avoid blood pooling while being suspended. Varying degrees of physical fitness may require different plans for self-recovery/escape to minimize the effects of prolonged suspension. Have a personal plan and practice it in the presence of a responsible adult before leaving the ground. No one escape/rescue plan will work for every hunter, on every tree, in every circumstance. Only you can determine the best self-recovery/escape plan for your hunting situation, and you must have a self-recovery/escape plan for your individual situation before leaving the ground. There is time to make a correct decision on what action to take if a fall occurs while wearing a full-body fall arrest harness. It is important to remember, "DO NOT PANIC." You must only hunt from the ground when self-recovery/escape ability is absent. Failure to follow these instructions may result in serious injury or death!

 **WARNING!** A suspension relief device must be on your person and readily accessible while using a harness. These devices allow the user to relieve the load on the lower extremities if suspended in a harness and help maintain circulation in the legs, mitigate suspension trauma (blood pooling) or allow descent to the ground. Be sure to follow the manufacturers' directions on the safe use of any suspension relief device. Several optional products/systems are available that offer self-recovery or self-extraction from a fall when suspended in a harness. Some systems automatically descend the user while others allow user control. One of these products/systems can be considered for use as an additional safety precaution against prolonged suspension and suspension trauma. Be sure to follow the manufacturers' directions on the safe use of these products/systems. Failure to follow these instructions may result in serious injury or death!



WARNING! NEVER allow the harness lanyard to get under your chin or around your neck. This poses a choking hazard that can lead to serious injury or death. Failure to follow these instructions may result in serious injury or death!



WARNING! Inspect all safety devices each time before each use. DO NOT use these devices if it (they) shows signs of wear, damage, deterioration, or vandalism. Factors such as tree growth, vandals, weather and animals may affect the performance of an unattended tree stand. Do not store these devices outdoors when not in use. Failure to follow these instructions may result in serious injury or death!



WARNING! Never attempt to climb up or climb down with a weapon and/or gear in your possession. ALWAYS unload your weapon and pull it up to hunting height using a tether or pull up rope. ALWAYS lower your unloaded weapon down to the ground prior (when raising or lowering firearms, the chamber must be open and the barrel pointing toward the ground) to attempting to climb down. Use this same method when raising or lowering all other gear. Failure to follow these instructions may result in serious injury or death!



WARNING! DO NOT attempt to use this and/or any other **OUT ON A LIMB MFG LLC** product when ice, snow and/or freezing rain has deposited or formed on any portion of the tree you intend to climb. Failure to follow these instructions may result in serious injury or death!



WARNING! ALWAYS maintain three-point contact when climbing up/down a tree when using climbing aids (e.g., ladders, climbing sticks, stacking steps, etc.). Proper three-point contact means having either two (2) feet with one (1) hand or one (1) foot with two (2) hands on the step portion of the climbing aids at all times when climbing up or down. Failure to follow these instructions may result in serious injury or death!

(HANG-ON OR LOCK-ON) TREESTAND USAGE FOR NON-CLIMBING TREESTANDS



WARNING! Correct tightening and adjustments of cables, straps, etc. are critical to stable hang-on or lock-on treestand installation. All treestand contact points must be in contact with the tree before you step onto your stand. Failure to follow these instructions may result in serious injury or death!



WARNING! Practice the attachment of hang-on or lock-on treestands at ground level before using in a hunting environment. Failure to follow these instructions may result in serious injury or death!



WARNING! Never leave a treestand in a tree for more than two (2) weeks (14 days) as weather and/or animals could cause damage. Tree growth can also stress and damage straps, chains and buckles. Failure to follow these instructions may result in serious injury or death!



WARNING! Climbing aids (e.g., ladders, climbing sticks, stacking steps, etc.) must extend above the treestand standing platform (at least 24-inches [61cm]) to allow the user to step down onto the platform. Never step up to your stand from a climbing aid. Failure to follow these instructions may result in serious injury or death!



WARNING! Use a hoist rope to raise and lower the treestand. Never climb with anything on your back. Failure to follow these instructions may result in serious injury or death!



WARNING! ALWAYS have a second adult present or at least accessible by cell phone or other means when installing/removing or using a tree stand. The ability to get help quickly may save your life in the event of a fall. A good nonslip safety boot is important for your safety. Be especially careful that bootlaces do not get hooked on the tree stand or climbing aids (tuck shoelaces into boot before climbing). Failure to follow these instructions may result in serious injury or death!



WARNING! BEFORE each use, make sure all nuts and bolts are secure. CHECK all hardware and webbing prior to every use to make sure no damage has occurred to hardware and the webbing is not cut or frayed. Keep webbing from coming into contact with any sharp edges. DO NOT USE THIS PRODUCT IF ANY DAMAGE IS SUSPECTED. Failure to follow these instructions may result in serious injury or death!



WARNING! REPLACE any damaged or worn part(s) with original parts. Replace attachment straps every two years (2) years (sooner if they show signs of wear or damage). When not in use store in a dry, cool, safe place away from sunlight. Failure to follow these instructions may result in serious injury or death!

FULL-BODY FALL ARREST HARNESS

We are very serious about your personal safety. A full-body fall arrest harness has been included with this product for your use. The full-body fall arrest harness has been designed to keep you from experiencing a fall. Remember, the most important part of your hunt is returning home to your family safe and sound.

READ THE FULL-BODY FALL ARREST HARNESS MANUAL CAREFULLY AND FOLLOW ALL THE INSTRUCTIONS! YOUR NEW FULL-BODY FALL ARREST HARNESS IS DESIGNED FOR A MAXIMUM CAPACITY OF 300 POUNDS (136kgs). ADDITIONALLY, YOUR NEW FULL-BODY FALL ARREST HARNESS MUST BE REPLACED AFTER FOUR (4) YEARS OF SERVICE! REPLACE YOUR HARNESS IMMEDIATELY SHOULD YOU EXPERIENCE A FALL WHILE WEARING IT.



WARNING! Use only A full-body fall arrest harness that meets TMA standards and is provided with this product. NOTE: You must store your full - body fall arrest harnesses out of direct sunlight and out of any other harsh environmental condition(s) that may adversely affect its performance. Failure to follow these instructions may result in serious injury or death!

OUT ON A LIMB MFG MODEL – SHIKAR STICK

CLIMBING AIDS FOR HANG-ON TREESTANDS



A full body harness with a lineman's/climbing belt must be worn at all times while installing or removing any hang-on climbing aids



Hang-on climbing aids must be placed on the tree at a height above the platform where the user can maintain a handhold on the unit and step downwards onto the treestand. Never step up from a climbing device to get into your stand.



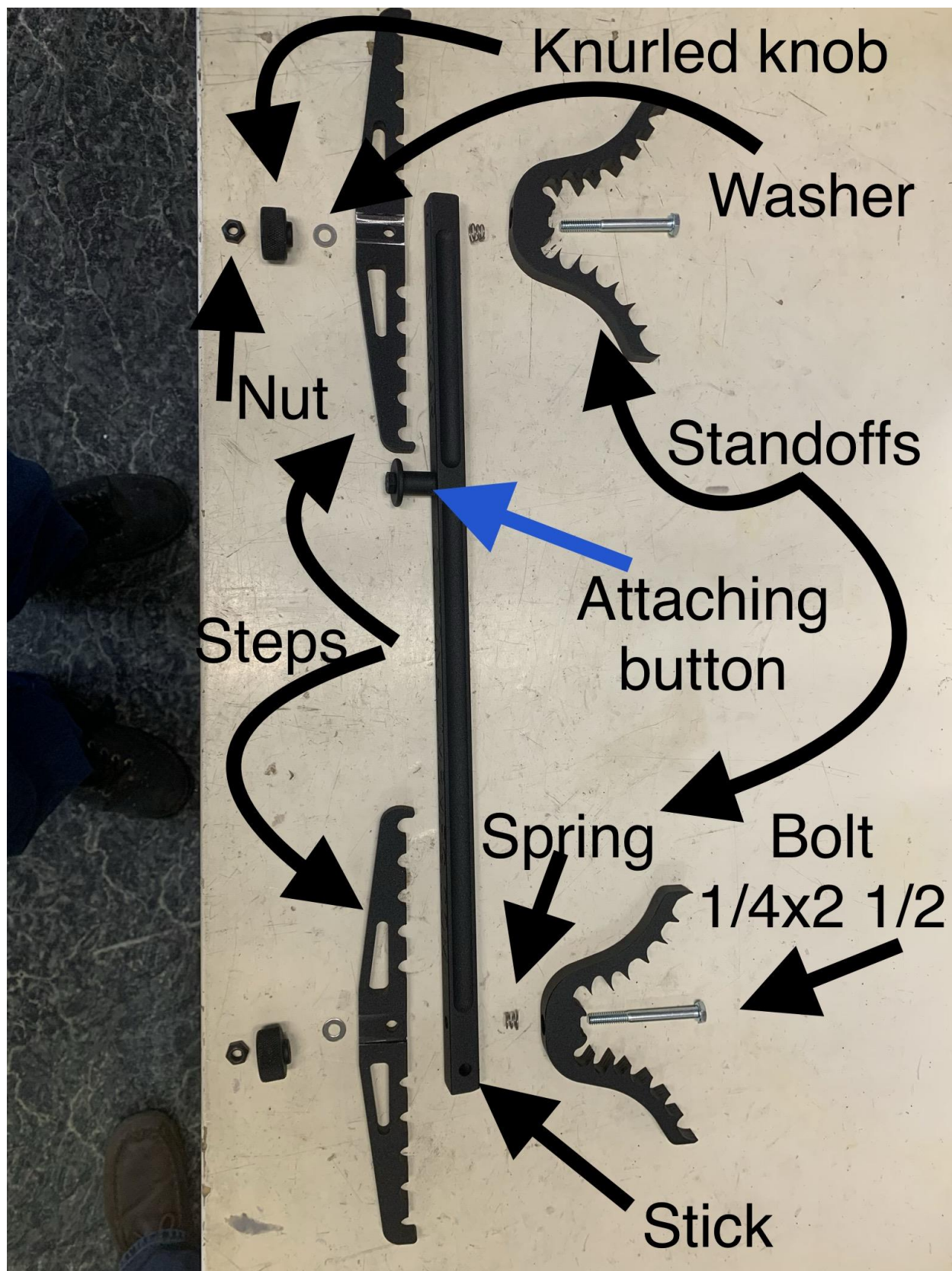
When using a climbing/lineman's belt to ascend the tree, the full body harness shall be attached to the tree before stepping down onto the treestand.



Sectional ladders and steps shall be spaced on the tree to ensure each step is no more than 18 in. (45.72) apart



Check every stick ladder section connection every time you use the stick ladder before you leave the ground. If stick ladder sections are separating, do not use the stick ladder.



Setup with Pull Strap.


- 1.) Rotate steps 90 degrees to lock in securely. Be sure to make ridged side face the top of the stick (pictured)



- Step 2.) Next, rotate standoff 90 degrees so that it is parallel to the step and tighten knob clockwise.



- Step 3.) Place stick firmly against the tree in your desired location (make sure standoffs are firmly seated against the tree) while placing the short end of strap around attachment button



Step 4.) While holding stick in desired place, wrap the long end of the pull strap around the tree



Step 5.) Once the long end of the strap is around the tree, place the looped end around the attachment button.



Step 6.) Pull strap tight.



Step 7.) Once you believe to have the strap tight, make sure that the standoffs have four points of contact against the tree.



Step 8.) Pull firmly downward on the top step to allow strap to tighten.



Setup Instructions with a Mini Strap tied

Step 1.) Loop end of strap around button post



Step 2.) Wrap strap around tree.



Step 3.) Wrap Strap over top of button post, then behind strap on opposite side.



Step 4.) Pull tag end under opposite side strap, under button post, in front of stick post. Then pull tight



Step 5.) Tie two half hitches



To see a short video of the installation, go to www.outonalimbmf.com

READ THIS AGREEMENT

This **OUT ON A LIMB MFG LLC** product has a limited warranty. No other warranties, whether expressed or implied, including warranties of merchantability and fitness for a particular purpose, apply to the product.

I. GENERAL PROVISIONS OF LIMITED WARRANT

- A. The original purchaser of this **OUT ON A LIMB MFG LLC** product is warranted against defects in material and workmanship for one year following the date of its retail purchase.
- B. The exclusive remedy for defects in material and workmanship under the warranty is replacement/ replacement parts.
- C. **OUT ON A LIMB MFG LLC** will, at its option, replace products not conforming to this limited warranty. This is the sole and exclusive remedy available under legal theory for this **OUT ON A LIMB MFG LLC product**.

II. NO OTHER WARRANTIES

NO OTHER WARRANTIES OR REPRESENTATIONS, WHETHER EXPRESSED OR IMPLIED, INCLUDING WARRANTIES OF MERCHANTABILITY AND FITNESS FOR A PARTICULAR PURPOSE, SHALL APPLY TO THE PRODUCT.

III. EXCLUSIONS, LIMITATIONS, AND CONDITIONS OF LIMITED WARRANTY A. This warranty cannot be assigned or transferred.

B. This warranty only applies if the product is used in accordance with **OUT ON A LIMB MFG LLC.** written instructions.

C. **OUT ON A LIMB MFG LLC.** products are intended only for use in hunting. **OUT ON A LIMB MFG LLC.** products are not intended or authorized for use in any situations that may create health or injury risks.

D. This warranty is void if the product is damaged **OUT ON A LIMB MFG LLC** through abuse, accident, improper use, negligence or normal wear and tear.

E. This warranty is void if the product is altered, changed, or modified in any manner.

F. This warranty is void if any attempt is made to repair the product without written authorization from **OUT ON A LIMB MFG LLC.**

G. Except as provided in this limited warranty, all **OUT ON A LIMB MFG LLC** products are provided "as is." All other warranties and representations, oral or written, express or implied, including but not limited to any implied warranties of merchantability or fitness for a particular purpose, are excluded and do not apply.

IV. PROCEDURES IN EVENT OF DEFECT

A. If you find a product to be defective, contact **OUT ON A LIMB MFG LLC.** (contact information on the back page of this manual)

B. When you receive authorization from **OUT ON A LIMB MFG LLC.** Return the product as directed by **OUT ON A LIMB MFG LLC.**

V. LIMITATION OF DAMAGES

A. **OUT ON A LIMB MFG LLC.** shall not, under any circumstances or legal theory, be liable or responsible for direct, indirect, special, incidental, or consequential damages.

B. **OUT ON A LIMB MFG LLC.** shall not, under any circumstances or legal theory, be liable or responsible for any amount in excess of the product purchase price.

C. **OUT ON A LIMB MFG LLC.** shall not, under any circumstances or legal theory, be liable or responsible for damage to items or equipment used with the T.T.T. product.

D. **OUT ON A LIMB MFG LLC.** shall not, under any circumstances or legal theory, be liable for personal injury, personal loss, lost profits, lost wages, goodwill, downtime, economic loss in excess of the product purchase price, or any non-economic damages.

VI. ADDITIONAL PROVISIONS

A. This agreement is the entire agreement between you and **OUT ON A LIMB MFG LLC.** This agreement supersedes any prior or different agreements, representations, or proposals, whether written or oral.

B. No representative, agent, or employee, of **OUT ON A LIMB MFG LLC.** is authorized to make warranties, representations, or obligations, other than those set forth in this limited warranty.

C. This agreement may only be changed through an express written agreement with **OUT ON A LIMB MFG LLC.**

D. Waiver by any party of any default or breach of this agreement will not constitute a waiver of any subsequent default or breach of the same or different kind.

E. If any action or provision of this agreement is found to be invalid, such invalidity does not affect or extend to other sections or provisions in the agreement.

F. This warranty gives you the specific legal rights. You may also have other rights that vary from state to state.

We like repeat customers, your stand comes with a safety harness to protect you.

Follow the directions that come with the harness.

Be safe and have a great hunt.

Contact Us:

Website: outonalimbmf.com

Facebook at: Out On a Limb Mfg. LLC

Email: info@outonalimbmf.com